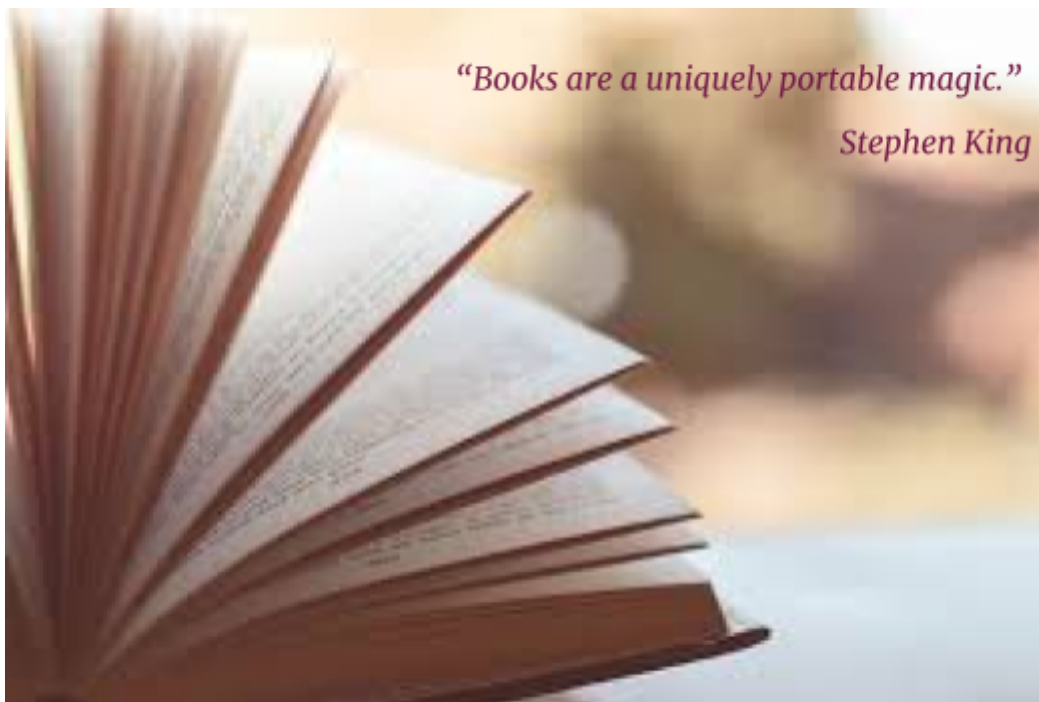




EDINBURGH  
STEINER  
SCHOOL

Name: \_\_\_\_\_

Class \_\_\_\_\_



*Welcome to your reading adventure!*

Reading for pleasure lets you embark on a thrilling adventure without leaving your armchair. It opens up new worlds, sparks creativity, and helps you understand different perspectives. Whether you're lost in a fantasy realm, solving mysteries, or exploring historical events, reading is a wonderful way to expand your mind and imagination. This reading adventure is designed to celebrate the books you read for fun, and help you to reflect on them with fun tasks!

Choose books you enjoy, that challenge you just a little bit, and work through them at your own pace. Have your family and a teacher sign the columns when you've finished a book, and at the end, come and see Mrs MacDonald-Russell!

## Books I've gone on an adventure with.

	Title	Author	Review Task	Signed (Teacher)	Signed (Family)
1					
2					
3					
4					
5					
6					

Choose just ONE task to complete from the list below once you have read EACH book. You can only choose each task once.

1. Design a new cover for a book.
2. Make a 10 question quiz based on a book. Remember to include the answers!
3. Write a speech to your peers to convince them to read your book.
4. Create a comic strip of the most exciting part of a book.
5. Write a letter to one of the characters from your book.
6. Describe a film version of your book, with celebrity cast and you chose them.
7. Design costume/set of costumes for the main character(s) and label them.
8. Write five questions for an author interview showing you have read their book.

Once you have read all 6 books and completed 6 different tasks, you must now complete The Best and the Worst sheet in order to complete your booklet and claim your certificate.

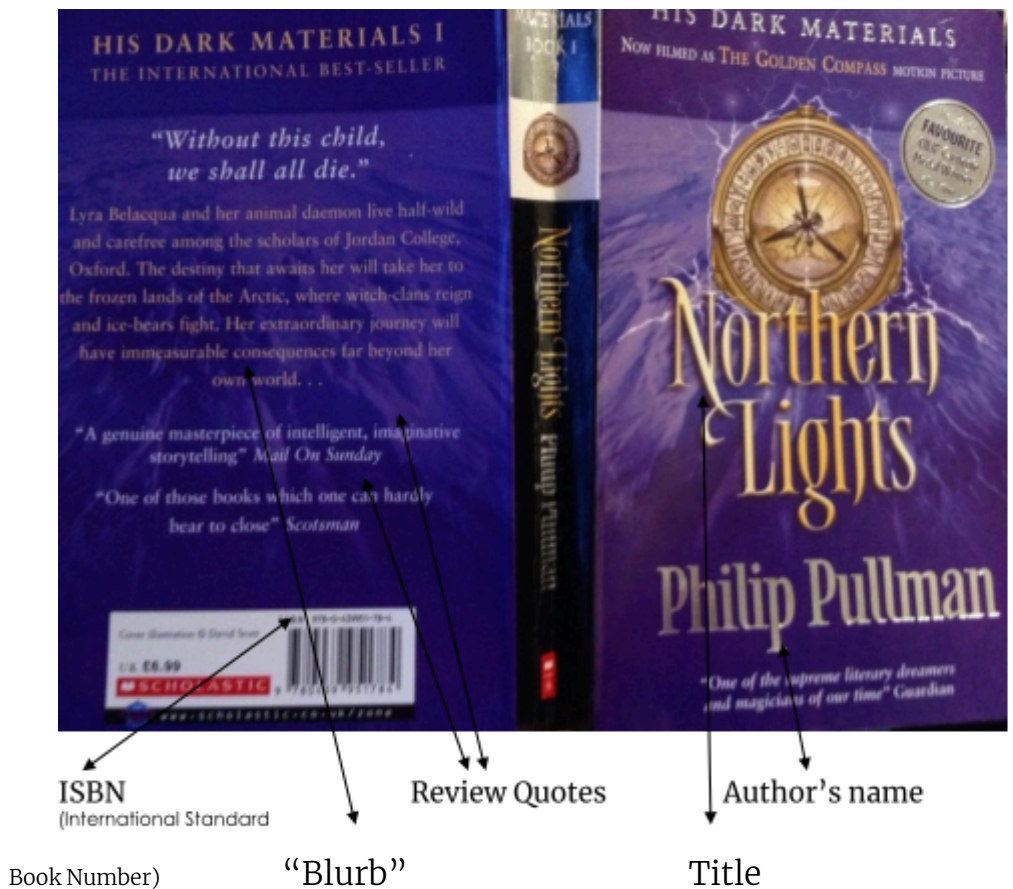
# Task 1 : A New Book Cover

Date completed: \_\_\_\_\_

Title of book: .....

Author: .....

Look at this example book cover and the kind of information given on the front cover, spine and back cover. Look at the way design, colour and drawings are used to make the book look interesting.



On the next page, design the front and back covers and the spine for the book you have chosen. Remember to include:

<u>Front cover</u>	<u>Spine</u>	<u>Back cover</u>
• The title of the book	• The title of the book	• A few sentences about the book – some “blurb”
• The author’s name	• The author’s name	• A quote from another author, newspaper or magazine or you, recommending the book
• A relevant picture in colour		

Back cover	Spine	Front cover

## Task 2 : A Quiz

Date completed:

Title of book: .....

Author: .....

Write 10 quiz questions based on the book you have chosen. Questions could be about characters and relationships, setting or main events in the novel. Write the answers to your quiz questions on the back of this sheet. Your questions should only need one or two word answers.

Questions:

1. ....
2. ....
3. ....
4. ....
5. ....
6. ....
7. ....
8. ....
9. ....
10. ....

Answers:

1. ....

2. ....

3. ....

4. ....

5. ....

6. ....

7. ....

8. ....

9. ....

10. ....

# Task 3 : Persuasive Speech for your Peers

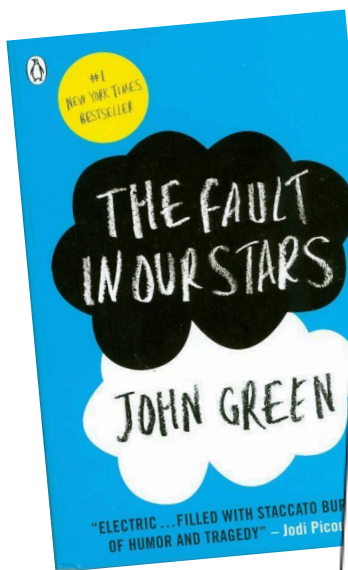
Date completed: \_\_\_\_\_

Title of book: .....

Author: .....

Write a speech to deliver to your classmates to persuade them to read the book you have chosen. You should form a convincing argument by sharing all the things you loved about this book. You don't have to actually make the speech in front of your class, though!

Read the example below to give you some ideas!



Imagine reading a book that could make you laugh, cry, and learn all at once. Everything about it is emotionally riveting. By the end, you feel as though you cannot continue living until everyone has read this book. Not until everyone you know has read this book from cover to cover. The Fault in Our Stars by John Green is that wonderful book. Not a reader? I highly encourage you to give this book a shot anyway. It's touching. It's entertaining. It's clever. It's educational.

First, I will tell you a little about this book. The Fault in Our Stars (TFIOS for short) is narrated by 16-year-old Hazel Grace Lancaster. Unfortunately, Hazel Grace has terminal cancer. Despite what you may think, this is not a cancer book. This book isn't about how she gets through life with cancer. It's about how she lives despite it. She's a regular teenager. She does everything you and I do. She laughs. She reads. She falls in love.

Green comprehends the minds of teenagers better than most adults do, because he video blogs frequently with his brother Hank on YouTube (their channel reaching close to 800,000 subscribers, mainly teen viewers). Since Green understands adolescents, he writes with relatability. This book reminds me of Mean Girls, the popular film from 2004 starring Lindsay Lohan and Rachel McAdams, in the respect that it is exceptionally quotable. Off the top of my head, I could name my five utmost favourite lines from the novel. For example, towards the beginning, Augustus is asked how he is feeling, and he replies simply with the words, "I'm on a rollercoaster that only goes up." How incredible is that image?

As you can tell very clearly, I am in love with this book. I have read it multiple times and shared it with all of my friends and family, who all loved it, and now I'm sharing it with you. I promise that reading this book will not be a waste of your time. Therefore, to quote the book directly, "I decided a while ago not to deny myself the simpler pleasures of existence" and neither should you. Read this book, you won't regret it.





# Task 4 : A Comic Strip

Date completed: \_\_\_\_\_


Title of book: .....

Author: .....

Create a comic strip sequence illustrating the most interesting or exciting part of the book you have chosen.

Remember to include:

- Coloured pictures
- Narration (description of what is happening) in boxes along the top



- Dialogue (conversation between characters) in speech bubbles
- Thought bubbles or Emanata



## Emanata

Text or pictures that represent what's going on in the character's head.

Examples:

? to show confusion

**ZZZ** to show sleeping

**light bulb** to show an idea

Draw your comic strip on the next page.



## Task 5: Letter to a Character

Date completed: \_\_\_\_\_

Title of book: .....

Author: .....

Write a letter to one of the characters in your chosen book. You might want to ask them about their actions in the text, their relationship with another character, or ask about their future after the final chapter. Use this opportunity to be creative and probe for more information!

Have a look at the example letter to Michael from the novel, “Skellig”.

To Michael,

How did you manage to cope with so much going on in your life – from moving house to your baby sister’s illness? There were moments that I could tell you were struggling, but I’d like to know what helped you through this period of change.

Did you feel left out when your sister occupied so much of your parents’ attention all the time? Especially without regularly attending school to see your best friends, Leaky and Coot. I was surprised that you became friends with Mina, because she seemed a bit weird, and not at all like your football-loving friends from school. Why did you spend so much time with her when she seemed to hate lots of the things you enjoy?

But the one thing I really want to know is why you helped Skellig. Why would you trust a homeless man living in your new garage? He was rude to you and didn’t want any help, so I don’t understand why you continued to bring him his favourite foods. Wasn’t your mother furious when he visited the baby? Surely it isn’t hygienic for a dusty old man like him to enter a hospital ward!

I really enjoyed reading about your adventure and I hope to hear from you soon.

Yours Sincerely,  
Adam





## Task 6 : Film Fun

Date completed:

Title of book: .....

Author: .....

Successful novels are often made into films. Imagine that you have been asked to direct a film version of your chosen book. Choose four of the main characters in the book and decide which celebrities you would cast as these characters. Give a reason for each of your choices.

**Name of Character 1:** .....

**To be played by:** .....

**Reason:** .....

**Name of Character 2:** .....

**To be played by:** .....

**Reason:** .....

**Name of Character 3:** .....

**To be played by:** .....

**Reason:** .....

**Name of Character 4:** .....

**To be played by:** .....

**Reason:** .....

# Task 7 : Costume design

Date completed:

Title of book: .....

Author: .....

Design a costume/set of costumes for your chosen character/s to be worn at particular points in a film version. Your costume/s should be labelled and in colour. You can use the space below.

Costume/s design/s for: .....

Worn when: .....

## Task 8: Author interview

Date completed:

Title of book: .....

Author: .....

Write 5 questions that you could ask the author about the book. They must show that you have read the book.

1.....  
.....  
.....  
.....

2.....  
.....  
.....  
.....

3.....  
.....  
.....  
.....

4.....  
.....  
.....  
.....

5.....  
.....  
.....

# The Best and the Worst

Date completed:

Of the 6 books I have read for my Reading Adventurer award the one I liked best was:

.....

because

.....  
.....  
.....  
.....  
.....  
.....  
.....

Of the 6 books I have read for my Reading Adventurer award, the one I liked least was:

.....

because

.....  
.....  
.....  
.....  
.....  
.....  
.....

## Congratulations!

Now that you have successfully completed all the reading and tasks for your Reading Adventurer Award, see Mrs MacDonald-Russell to claim your Certificate.



The next step is to begin your Reading Explorer challenge.